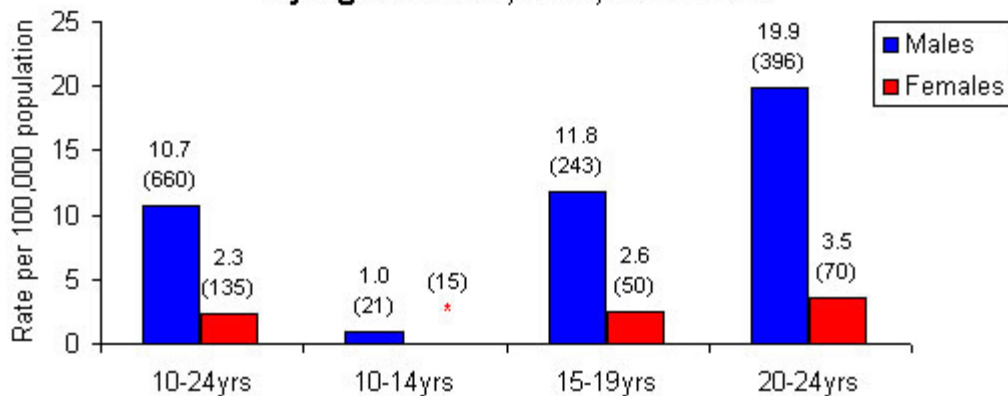




## Youth Violence: State Statistics

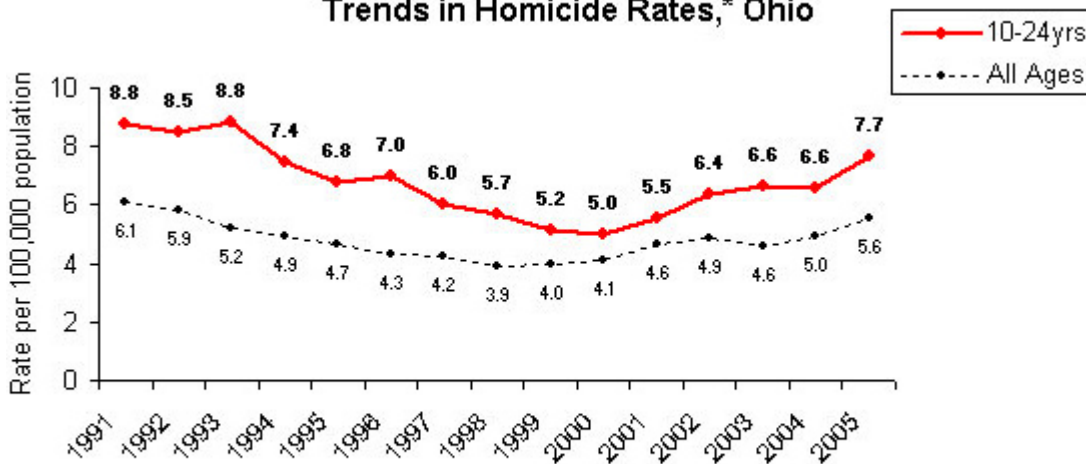
### Ohio

**Homicide Rates Among Persons Ages 10 to 24 Years, by Age and Sex, Ohio, 2001-2005**



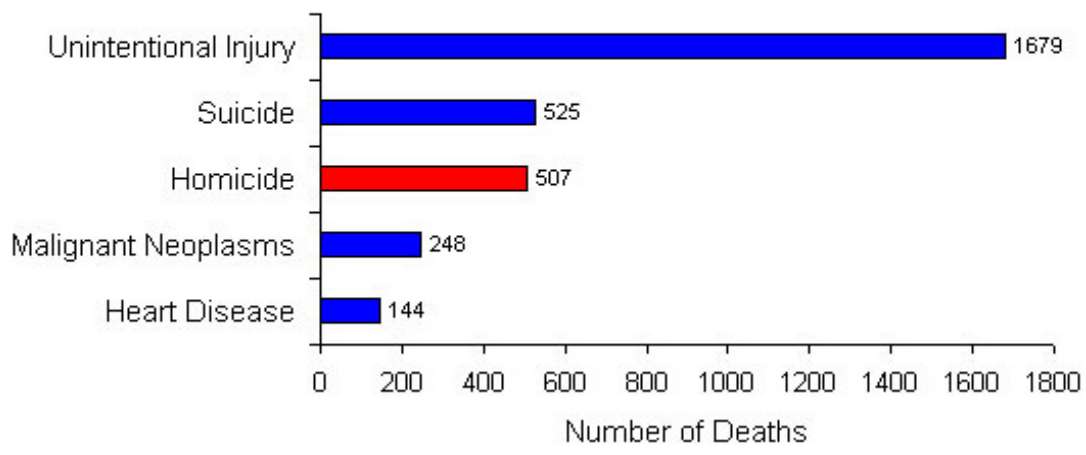
\* Age-specific rates and number of deaths (in parentheses) are provided above each bar. Rates are not presented where there were fewer than 20 deaths because they are statistically unreliable.

**Trends in Homicide Rates,\* Ohio**

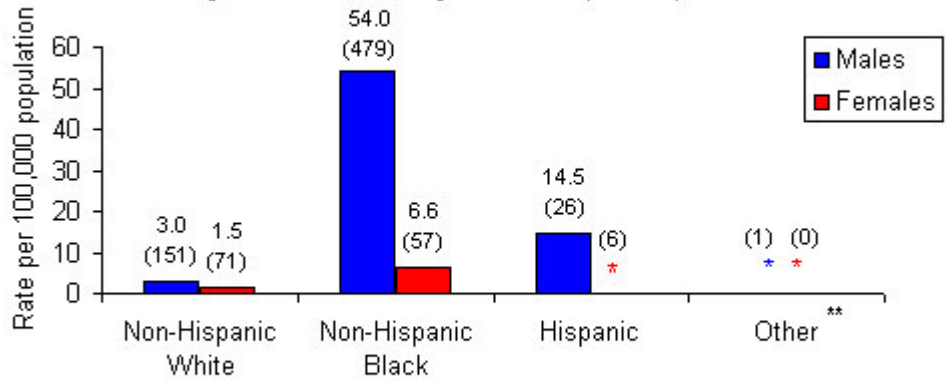


\* Rates for All Ages are age-adjusted to the standard 2000 population; the rates for 10-24 yrs age group are age-specific

### Five Leading Causes of Deaths Among Persons Ages 10-24 Years, Ohio, 2003-2005



### Homicide Rates\* Among Persons Ages 10-24 Years, by Race/Ethnicity and Sex, Ohio, 2001-2005



\* Race/ethnicity-specific rates and number of deaths (in parentheses) are provided above each bar. Rates are not presented where there were fewer than 20 deaths because they are statistically unreliable.

\*\* Other includes American Indian/Alaskan Native and Asian/Pacific Islander.

Page last reviewed: May 13, 2009  
 Page last updated: May 13, 2009  
 Content source: [Centers for Disease Control and Prevention](#), [National Center for Injury Prevention and Control](#), [Division of Violence Prevention](#)

Centers for Disease Control and Prevention 1600 Clifton Rd. Atlanta, GA 30333, USA  
 800-CDC-INFO (800-232-4636) TTY: (888) 232-6348, 24 Hours/Every Day - [cdcinfo@cdc.gov](mailto:cdcinfo@cdc.gov)

