



We celebrate Mother's day in May. If your mother likes scallops, you can delight her with a no fuss Scallop Spinach Salad for Mother's day lunch. Its tasty and easy to make, even for those of us that don't cook often.

Memorial Day on May 26<sup>th</sup> is a day to honor our nation's heroes. It also signal's the beginning of the busy summer season. We share a free internet organization tool, iGoogle, to help you organize your lives. Business managers have adapted dashboards to manage business operations efficiently. CEO of our home life, we can also benefit from a dashboard to help us manage our appointments and to do lists.

Following up last month's article on being green and celebrating Earth Day, we share this worthwhile educational TV show. It's a documentary created by National Geographic. <http://channel.nationalgeographic.com/channel/human-footprint/> Take a hope over to their web site, you will be surprise how much we consume in our life time.

**Quote of the month:**

Give me six hours to chop down a tree and I will spend the first four sharpening the axe.  
Abraham Lincoln

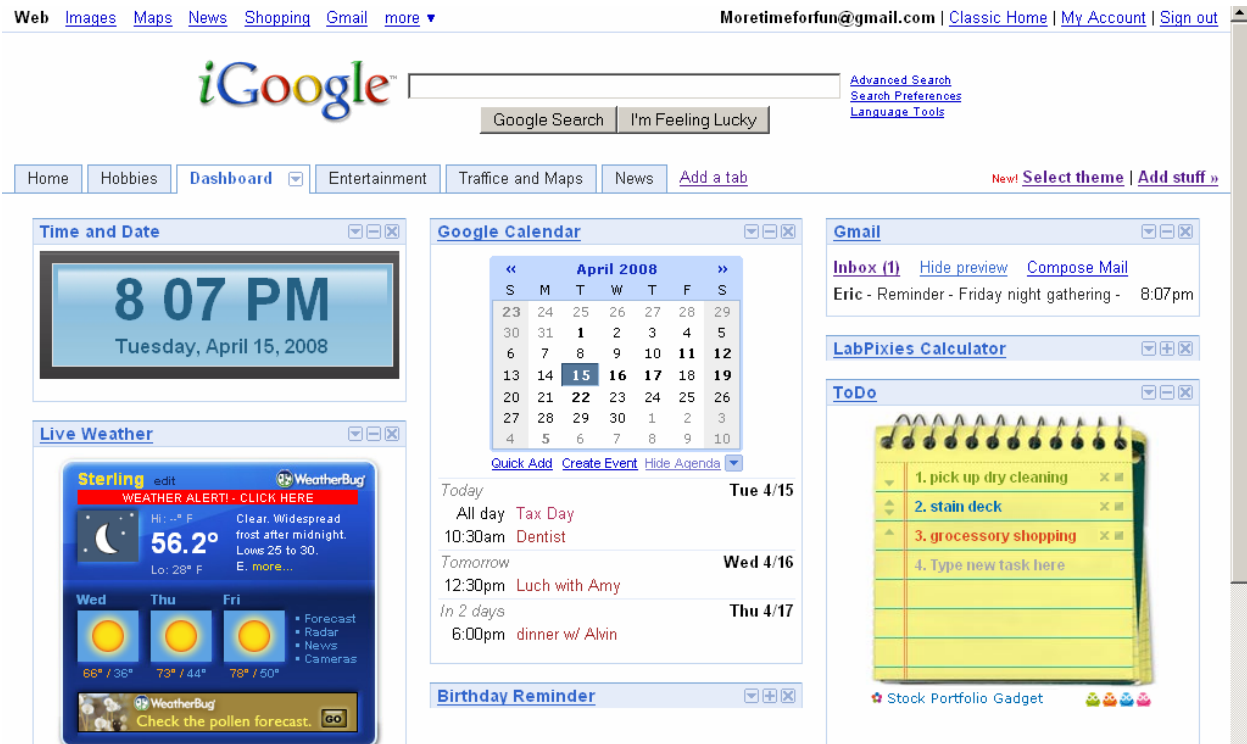
We should always plan, select, and prepare the right tool; then executed our tasks.



### Organize Your life with a Dashboard 2008-05

Dashboards have been adapted by business managers as the central information center. Executives use them for “at a glance” status updates or the jump off point for additional information. The usefulness of a dashboard can be extended to our home to help us get organized.

Apple’s new Leopard OS has a build in dashboard with a host of useful gadgets. If you don’t have an Apple PC, you can still create a personal or family dashboard using iGoogle. Take a look at this sample dashboard created using iGoogle. At a glance, you can see the date, time, weather, appointments, email, and a to-do list.



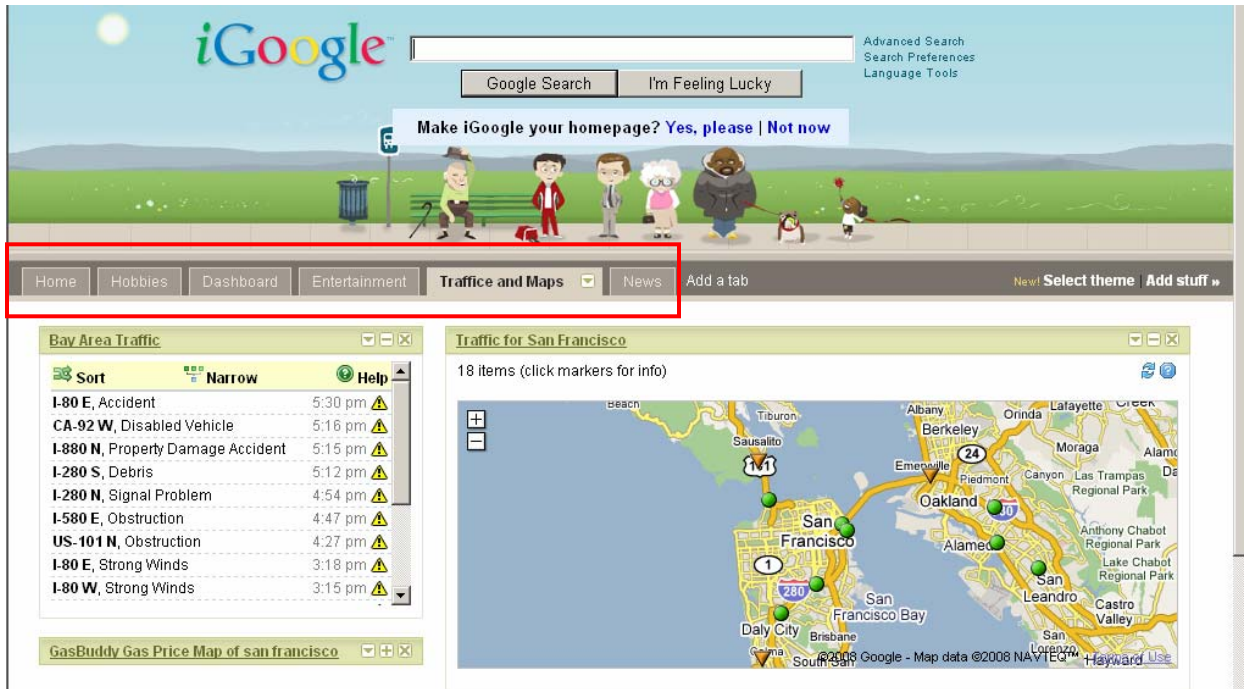
A word of caution; iGoogle, Google Calendar, and GMail are great tools; however, be careful how much personal information you put on the web. Also keep in mind, because these are internet tools, an interrupted internet connection means you can’t get to your information.

If you are cautious and are willing to take the occasional internet outage that’s possible, you can setup your own iGoogle dashboard very quickly. To setup set up an iGoogle dashboard, follow these steps.

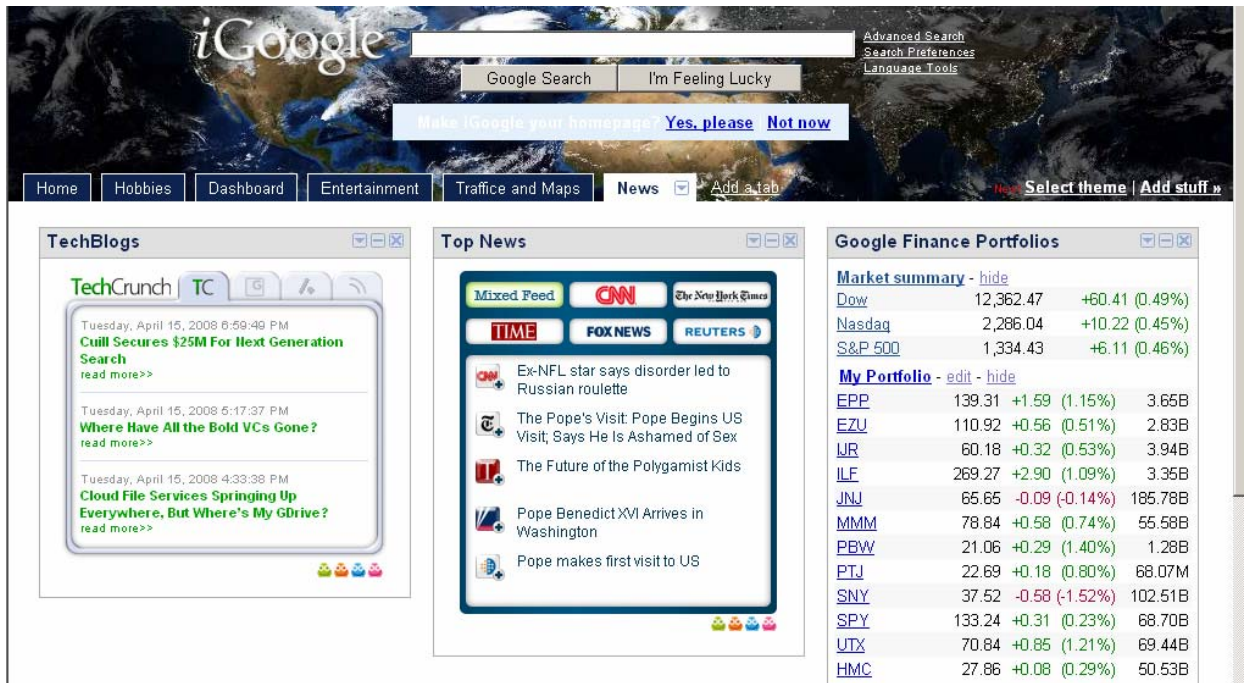
1. open up your internet browser and go to [www.google.com](http://www.google.com)
2. Make [www.google.com](http://www.google.com) your home page. For Internet Explore, go to tools/internet options, and on the General Tab’s Home page section, click Use Current, then close the windows.
3. On [www.google.com](http://www.google.com)’s page, on the top right hand side, click on the iGoogle link. You can then create a simple dash board. If you like it, you can register and create an account with Google to maximize the utility from the iGoogle tool.



Once you have the iGoogle account setup, you can start adding "stuff" to your page. You can create multiple tabs to keep things organized. For example, we have a traffic and Maps tab that shows live traffic conditions in the San Francisco Bay Area.



On the News tab, we keep track of the techCrunch blog, top news, and our stock portfolio.



Use common sense and caution, you can use the great Google tools to help organize your life and give you more time for fun.




# Warm Spinach Salad with Scallops

**Source:** William Sonoma

**Serving Size:** 4

**Prep Time:** ~ 30 min

**Cooking Time:** ~ 15 min



## NOTE:

Garlic crostini are a delicious accompaniment to this salad and take only minutes to prepare. To make them, preheat an oven to 400°F. Cut a baguette into 1/2-inch slices, brush with olive oil and place on a baking sheet. Bake until golden, about **5 minutes**. Peel a clove of garlic and rub it onto each warm slice of bread.

## Instructions

- In a fry pan over medium heat, cook the bacon, stirring occasionally, until crisp, about **5 minutes**.
- **Meanwhile**, in a large bowl, stir together the vinegar, shallot and a pinch of pepper.
- Add the spinach and toss to coat with the vinegar mixture.
- Using a slotted spoon, transfer the bacon to the bowl of spinach, then drizzle 2 Tbs. of the bacon fat over the spinach and toss quickly to combine.
- Divide the spinach mixture among individual plates.
- Reserve the remaining fat in the pan and add the lemon juice.
- Return the pan to medium-high heat and add the scallops.
- Cook, turning once, until golden brown on both sides but still slightly translucent in the center, about **2 minutes per side**.
- Arrange on the spinach and serve immediately.

## Ingredient List

- 3 thick-cut bacon slices, chopped
- 2 tsp. white wine vinegar
- 1 minced shallot
- Freshly ground pepper, to taste
- About 3/4 lb. baby spinach
- 1 lb. sea scallops, side muscles removed
- 1 tbs of lemon juice

### For Garlic Crostini

- 1 baguette
- 1 fresh garlic
- Olive oil for brushing